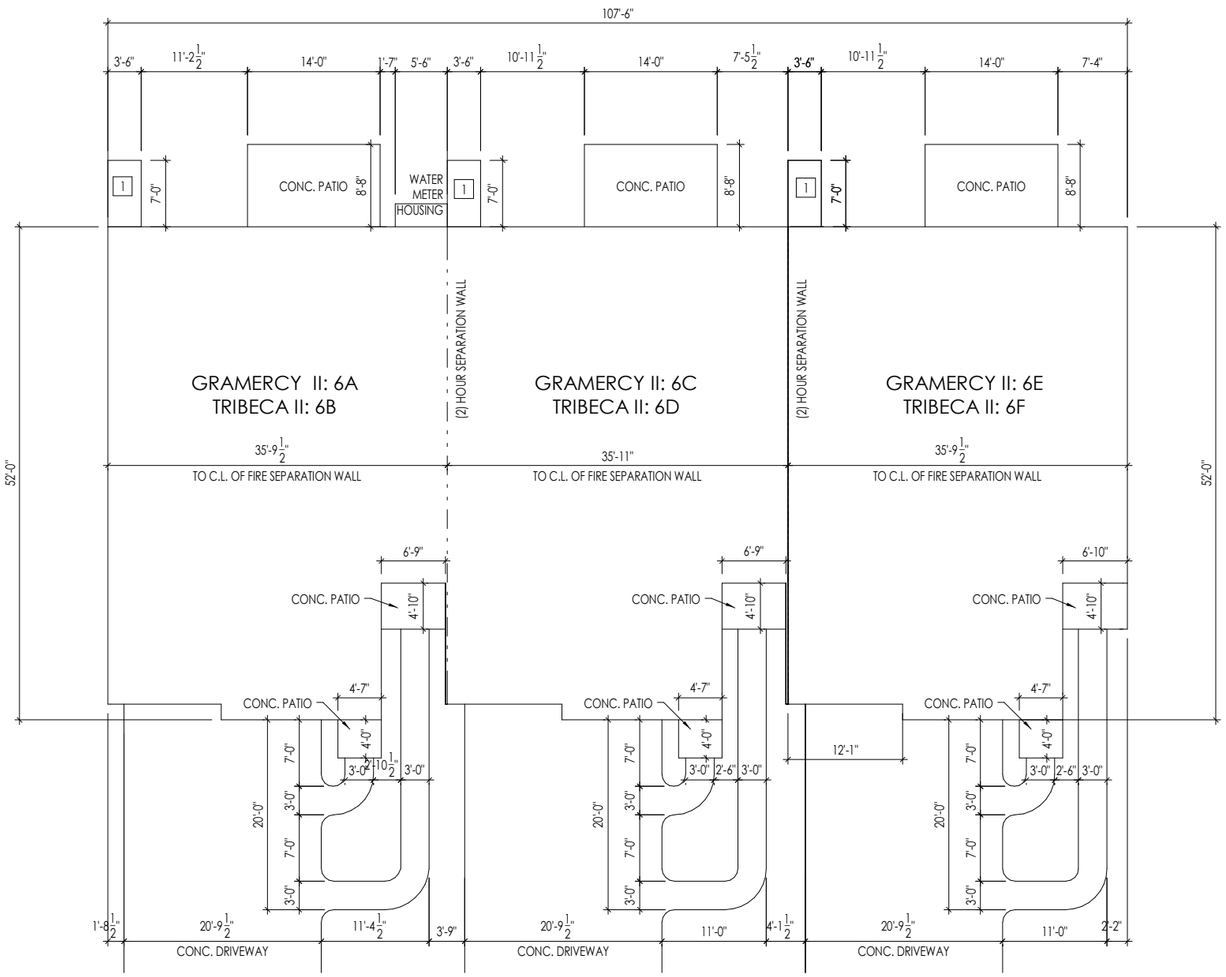

OVERALL BUILDING PLAN

SCALE: 1/16" = 1'-0"

RESIDENCE FOR:

MARKET

TBD MORVEN PARK DRIVE

CANTERING HILLS

Job Number:	Drawing Date:	Coord Name:	Coord Phone:
CHCO-0006S-00	06/22/21	M. PINGEL-HYATT	859.578.4290

House Name: Drawing Scale: 1/8" = 1'0"

Contract Drawn By: AKS

the Gramercy II + Tribeca II

Series: LIFESTYLE

Plan No.:

Born on Date: 04/21/2020 CDs Drawn By: AKS

Drees HOMES SM

Copyright © 2020, (2020) The Drees Company. All Rights Reserved.

211 Grandview Drive, Fort Mitchell, KY 41017
Phone: [859] 578-4200

Sheet Information

0P.2

Overall Building Plan

Elevation 'A'

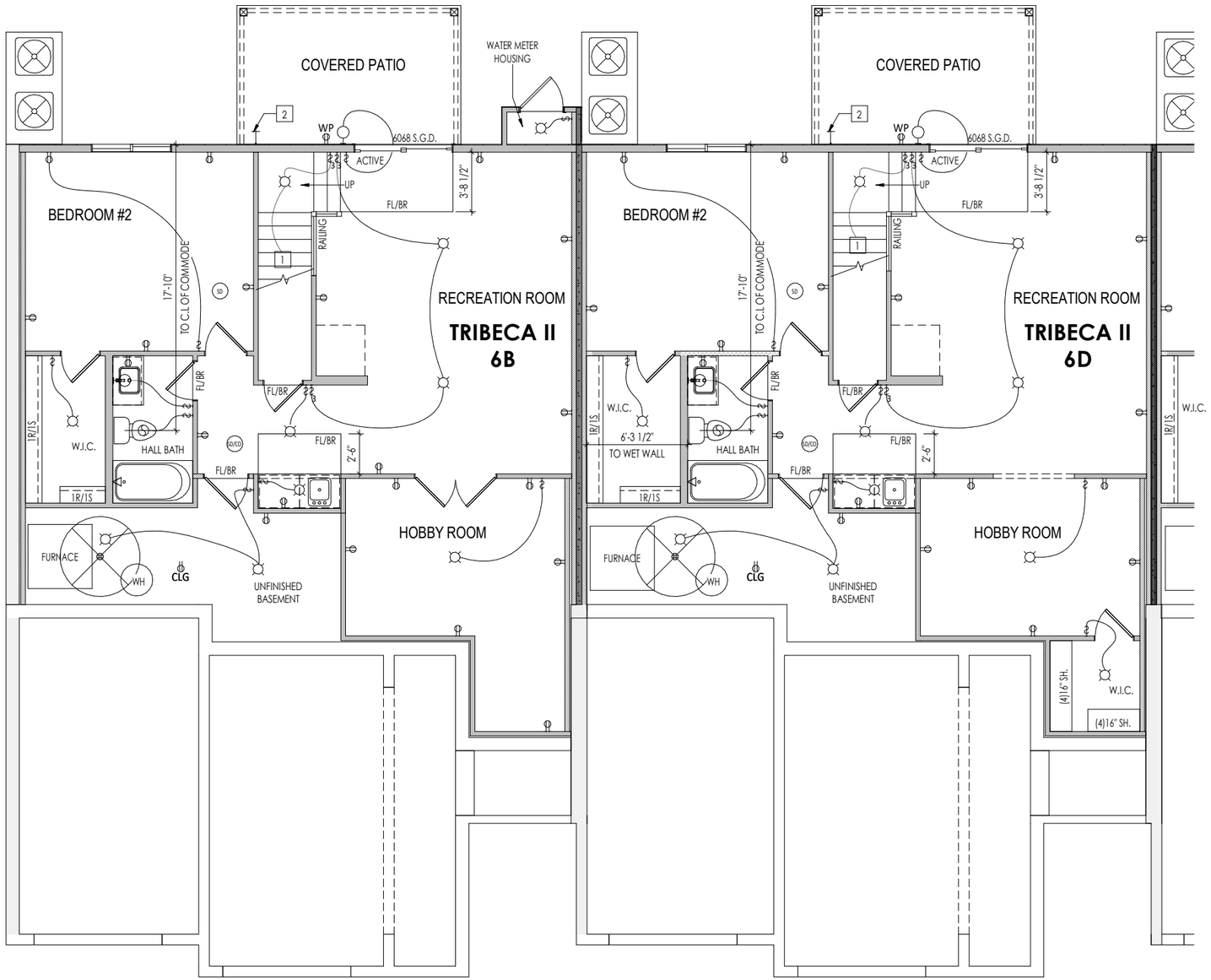

General Notes:

1. REFER TO SHEET 0N.1 FOR GENERAL NOTES.

Key Notes:

1. TO LIGHT / SWITCH ABOVE
2. HOSE BIBB - RUN SUPPLY LINE OVERHEAD
3. OUTLET IN JOIST SPACE
4. --
5. --
6. --
7. --
8. --
9. --
10. --

MECHANICAL LEGEND

- PHONE JACK
- WALL OUTLET
- WEATHERPROOF GFCI OUTLET
- 220 VOLT OUTLET
- GFCI OUTLET
- FLOOR OUTLET
- CABLE TELEVISION JACK
- SINGLE POLE SWITCH
- 3-WAY SWITCH
- 4-WAY SWITCH
- BLOCK, MOUNT, & SWITCH FOR FUTURE FAN/LIGHT COMBINATION (CENTER, UNLESS OTHERWISE NOTED)
- CLG. MOUNTED LIGHT FIXT.
- SURFACE MOUNT DISC LIGHT OR RECESSED CEILING LIGHT, PER SPECS.
- WALL MOUNTED LIGHT FIXT.
- DOUBLE SPOTLIGHT FIXT.
- DIRECTIONAL CAN LIGHT
- PIN LIGHT
- WALL SCONCE @ 5'-6" A.F.F.
- FLUORESCENT LIGHT
- UNDER CABINET LIGHTING
- STAIR LIGHT
- HOSE BIB
- SHOWER HEAD
- GAS HOOK UP
- FLOOR DRAIN
- SMOKE DETECTOR
- CO DETECTOR
- SMOKE DETECTOR/ CO DETECTOR COMBINATION
- EXHAUST FAN AND LIGHT COMBINATION
- CLG. MTD. EXHAUST FAN

RESIDENCE FOR:

MARKET

TBD MORVEN PARK DRIVE

CANTERING HILLS

Job Number:	Drawing Date:	Coord Name:	Coord Phone:
CHCO-0006S-00	06/22/21	M. PINGEL-HYATT	859.578.4290

House Name: Drawing Scale: 1/8" = 1'0"

Contract Drawn By: AKS

the Gramercy II + Tribeca II

Series: LIFESTYLE

Plan No.:

Born on Date: 04/21/2020 CDs Drawn By: AKS

Drees HOMES SM

Copyright © 2020. (2020) The Drees Company. All Rights Reserved.

211 Grandview Drive, Fort Mitchell, KY 41017
Phone: [859] 578-4200

Sheet Information

1.03

Lower Level Mechanical Plan

Elevation 'A'

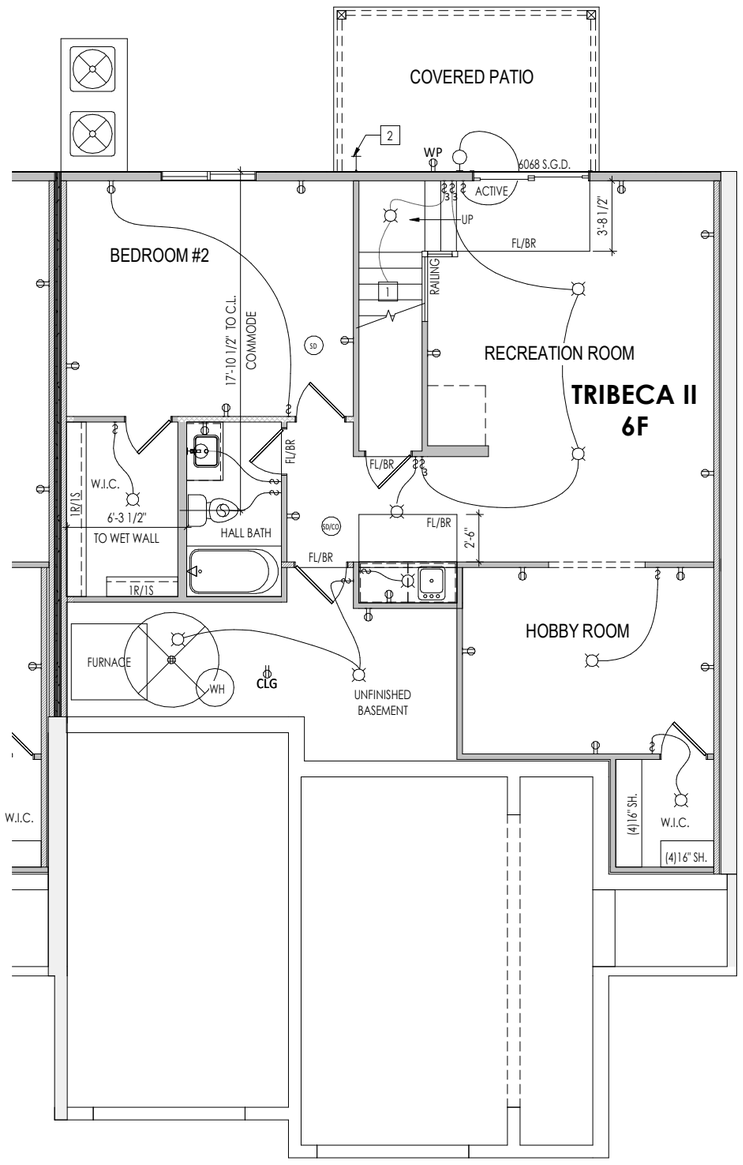

General Notes:

1. REFER TO SHEET 0N.1 FOR GENERAL NOTES.

Key Notes:

1. TO LIGHT / SWITCH ABOVE
2. HOSE BIBB - RUN SUPPLY LINE OVERHEAD
3. OUTLET IN JOIST SPACE
4. --
5. --
6. --
7. --
8. --
9. --
10. --

MECHANICAL LEGEND

- PHONE JACK
- WALL OUTLET
- WEATHERPROOF GFCI OUTLET
- 220 VOLT OUTLET
- GFCI OUTLET
- FLOOR OUTLET
- CABLE TELEVISION JACK
- SINGLE POLE SWITCH
- 3-WAY SWITCH
- 4-WAY SWITCH
- BLOCK, MOUNT, & SWITCH FOR FUTURE FAN/LIGHT COMBINATION (CENTER, UNLESS OTHERWISE NOTED)
- CLG. MOUNTED LIGHT FIXT.
- SURFACE MOUNT DISC LIGHT OR RECESSED CEILING LIGHT, PER SPECS.
- WALL MOUNTED LIGHT FIXT.
- DOUBLE SPOTLIGHT FIXT.
- DIRECTIONAL CAN LIGHT
- PIN LIGHT
- WALL SCONCE @ 5'-6" A.F.F.
- FLUORESCENT LIGHT
- UNDER CABINET LIGHTING
- STAIR LIGHT
- HOSE BIB
- SHOWER HEAD
- GAS HOOK UP
- FLOOR DRAIN
- SMOKE DETECTOR
- CO DETECTOR
- SMOKE DETECTOR/ CO DETECTOR COMBINATION
- EXHAUST FAN AND LIGHT COMBINATION
- CLG. MTD. EXHAUST FAN

RESIDENCE FOR:

MARKET

TBD MORVEN PARK DRIVE

CANTERING HILLS

Job Number:	Drawing Date:	Coord Name:	Coord Phone:
CHCO-0006S-00	06/22/21	M. PINGEL-HYATT	859.578.4290

House Name: Drawing Scale: 1/8" = 1'0"

Contract Drawn By: AKS

the Gramercy II + Tribeca II

Series: LIFESTYLE

Plan No.:

Born on Date: 04/21/2020 CDs Drawn By: AKS

Drees HOMES SM

Copyright © 2020, [2020] The Drees Company. All Rights Reserved.

211 Grandview Drive, Fort Mitchell, KY 41017
Phone: [859] 578-4200

Sheet Information

1.03.1

Lower Level Mechanical Plan

Elevation 'A'

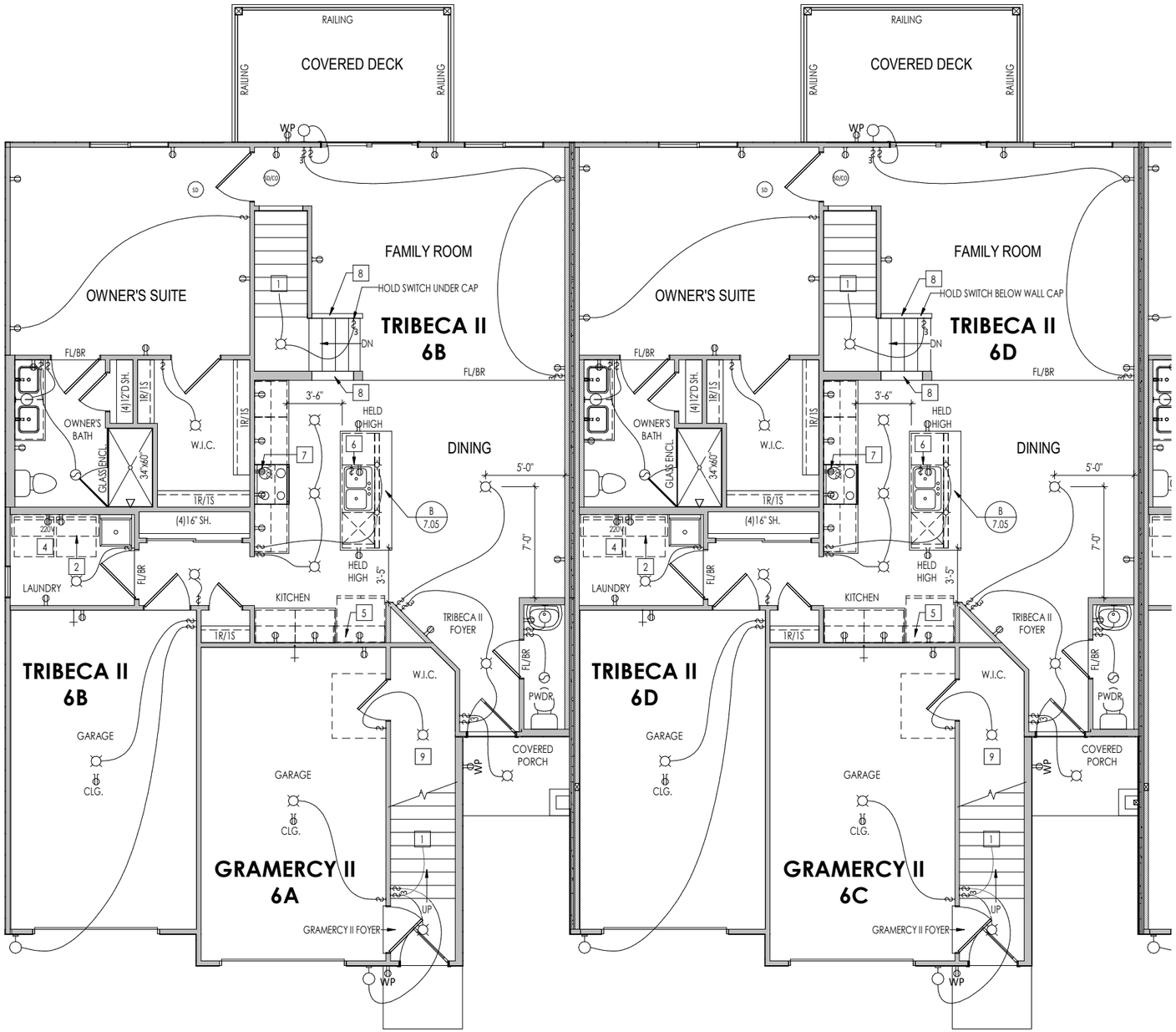

General Notes:

1. REFER TO SHEET 0N.1 FOR GENERAL NOTES.

Key Notes:

1. TO SWITCH / LIGHT ABOVE / BELOW
2. 16" DEEP SHELF @ 5'-7" A.F.F.
3. OUTLET FOR RANGE HOOD/MICROWAVE HELD HIGH
4. WASHER TO LEFT OF DRYER
5. ALLOW 3'-3" FOR FINISHED CABINET SPACE
6. OUTLET FOR DISHWASHER + SWITCH FOR DISPOSAL LOCATED IN SINK CABINET
7. OUTLET FOR RANGE HOOD/MICROWAVE HELD HIGH
8. WOOD CAP @ HALF WALL
9. DRYWALL CLOSET UNDER STAIRS
10. --

MECHANICAL LEGEND

- PHONE JACK
- WALL OUTLET
- WEATHERPROOF GFCI OUTLET
- 220 VOLT OUTLET
- GFCI OUTLET
- FLOOR OUTLET
- CABLE TELEVISION JACK
- SINGLE POLE SWITCH
- 3-WAY SWITCH
- 4-WAY SWITCH
- BLOCK, MOUNT, & SWITCH FOR FUTURE FAN/LIGHT COMBINATION (CENTER, UNLESS OTHERWISE NOTED)
- CLG. MOUNTED LIGHT FIXT.
- SURFACE MOUNT DISC LIGHT OR RECESSED CEILING LIGHT, PER SPECS.
- WALL MOUNTED LIGHT FIXT.
- DOUBLE SPOTLIGHT FIXT.
- DIRECTIONAL CAN LIGHT
- PIN LIGHT
- WALL SCONCE @ 5'-6" A.F.F.
- FLUORESCENT LIGHT
- UNDER CABINET LIGHTING
- STAIR LIGHT
- HOSE BIB
- SHOWER HEAD
- GAS HOOK UP
- FLOOR DRAIN
- SMOKE DETECTOR
- CO DETECTOR
- SMOKE DETECTOR/ CO DETECTOR COMBINATION
- EXHAUST FAN AND LIGHT COMBINATION
- CLG. MTD. EXHAUST FAN

RESIDENCE FOR:

MARKET

TBD MORVEN PARK DRIVE
CANTERING HILLS

Job Number:	Drawing Date:	Coord Name:	Coord Phone:
CHCO-0006S-00	06/22/21	M. PINGEL-HYATT	859.578.4290

House Name: Drawing Scale: 1/8" = 1'0"

Contract Drawn By: AKS

the Gramercy II + Tribeca II

Series: LIFESTYLE

Plan No.:

Born on Date: 04/21/2020 CDs Drawn By: AKS

Drees HOMES SM

Copyright © 2020, { 2020 } The Drees Company. All Rights Reserved.
211 Grandview Drive, Fort Mitchell, KY 41017
Phone: [859] 578-4200

Sheet Information

4.01

First Floor Mechanical Plan

Elevation 'A'

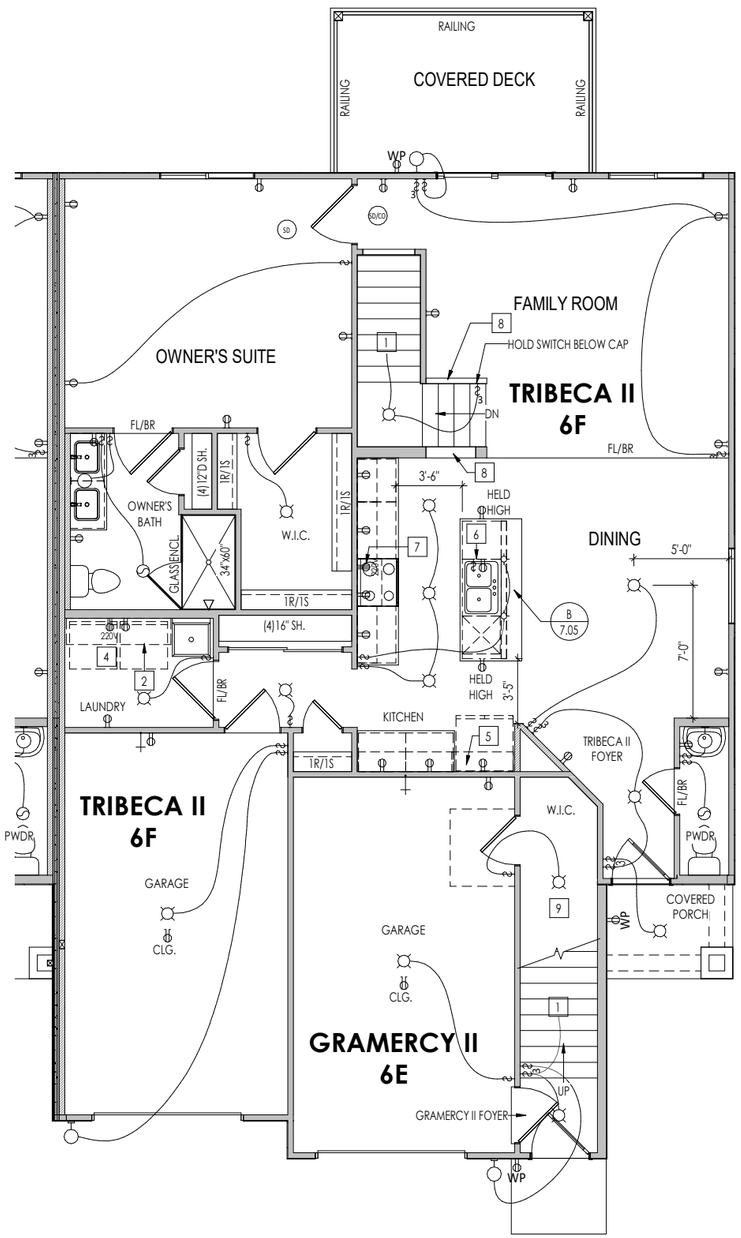

General Notes:

1. REFER TO SHEET 0N.1 FOR GENERAL NOTES.

Key Notes:

1. TO SWITCH / LIGHT ABOVE / BELOW
2. 16" DEEP SHELF @ 5'-7" A.F.F.
3. OUTLET FOR RANGE HOOD/MICROWAVE HELD HIGH
4. WASHER TO LEFT OF DRYER
5. ALLOW 3'-3" FOR FINISHED CABINET SPACE
6. OUTLET FOR DISHWASHER + SWITCH FOR DISPOSAL LOCATED IN SINK CABINET
7. OUTLET FOR RANGE HOOD/MICROWAVE HELD HIGH
8. WOOD CAP @ HALF WALL
9. DRYWALL CLOSET UNDER STAIRS
10. --

MECHANICAL LEGEND

- PHONE JACK
- WALL OUTLET
- WEATHERPROOF GFCI OUTLET
- 220 VOLT OUTLET
- GFCI OUTLET
- FLOOR OUTLET
- CABLE TELEVISION JACK
- SINGLE POLE SWITCH
- 3-WAY SWITCH
- 4-WAY SWITCH
- BLOCK, MOUNT, & SWITCH FOR FUTURE FAN/LIGHT COMBINATION (CENTER, UNLESS OTHERWISE NOTED)
- CLG. MOUNTED LIGHT FIXT.
- SURFACE MOUNT DISC LIGHT OR RECESSED CEILING LIGHT, PER SPECS.
- WALL MOUNTED LIGHT FIXT.
- DOUBLE SPOTLIGHT FIXT.
- DIRECTIONAL CAN LIGHT
- PIN LIGHT
- WALL SCONCE @ 5'-6" A.F.F.
- FLUORESCENT LIGHT
- UNDER CABINET LIGHTING
- STAIR LIGHT
- HOSE BIB
- SHOWER HEAD
- GAS HOOK UP
- FLOOR DRAIN
- SMOKE DETECTOR
- CO DETECTOR
- SMOKE DETECTOR/ CO DETECTOR COMBINATION
- EXHAUST FAN AND LIGHT COMBINATION
- CLG. MTD. EXHAUST FAN

RESIDENCE FOR:

MARKET

TBD MORVEN PARK DRIVE
CANTERING HILLS

Job Number:	Drawing Date:	Coord Name:	Coord Phone:
CHCO-0006S-00	06/22/21	M. PINGEL-HYATT	859.578.4290

House Name: Drawing Scale: 1/8" = 1'0"

Contract Drawn By: AKS

the Gramercy II + Tribeca II

Series: LIFESTYLE

Plan No.:

Born on Date: 04/21/2020 CDs Drawn By: AKS

Drees HOMES SM

Copyright © 2020, (2020) The Drees Company. All Rights Reserved.
211 Grandview Drive, Fort Mitchell, KY 41017
Phone: [859] 578-4200

Sheet Information

4.01.1

First Floor Mechanical Plan

Elevation 'A'

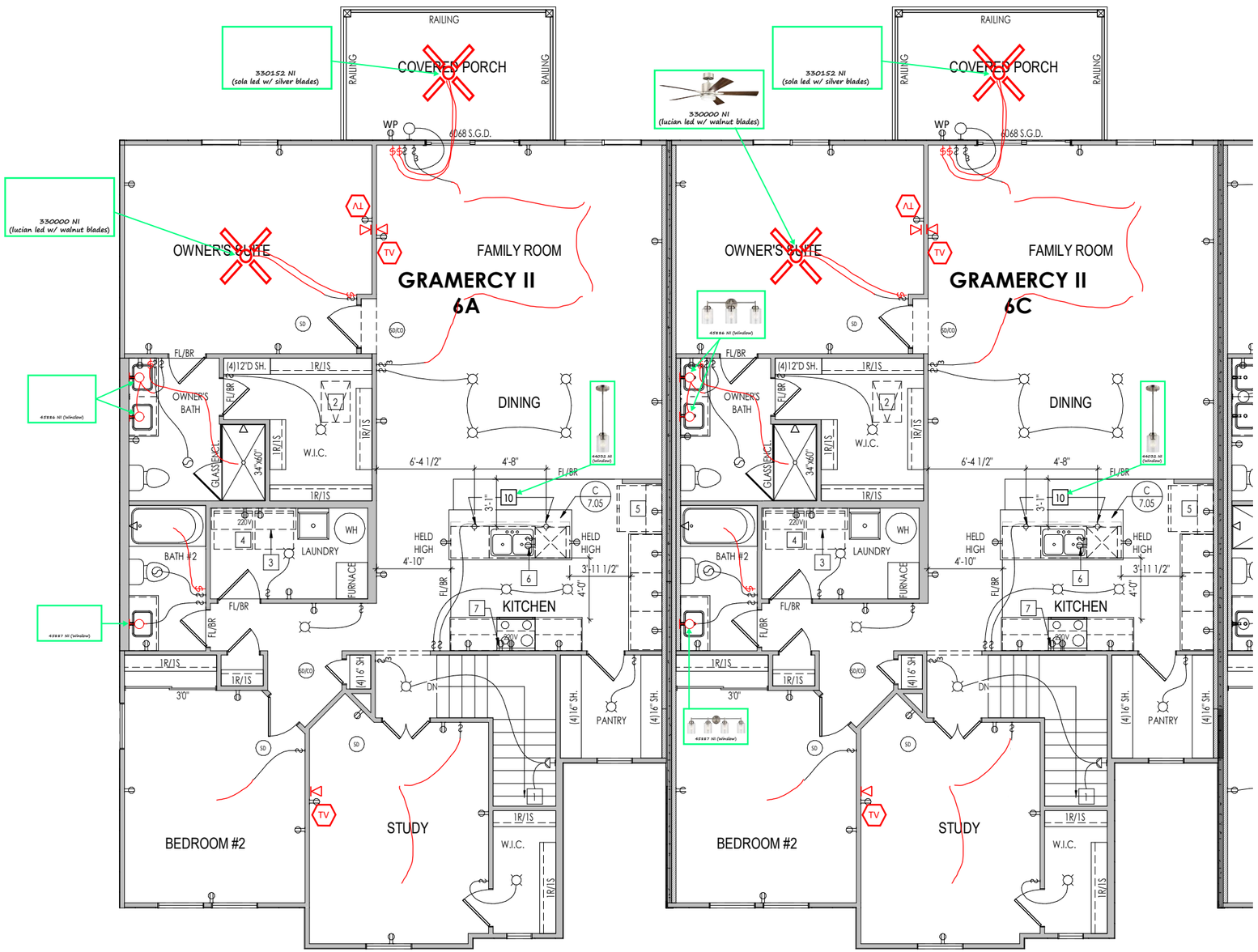

General Notes:

1. REFER TO SHEET 0N.1 FOR GENERAL NOTES.

Key Notes:

1. TO LIGHT / SWITCH BELOW
2. 22-1/2"x32" ATTIC ACCESS
3. 16" SHELF @ 5'7" A.F.F.
4. WASHER TO LEFT OF DRYER
5. ALLOW 3'-3" FOR FINISHED CABINET SPACE
6. OUTLET FOR DISHWASHER + SWITCH FOR DISPOSAL LOCATED IN SINK CABINET
7. OUTLET FOR RANGE HOOD/MICROWAVE HELD HIGH
8.
9.
10. *(2) pendants*

MECHANICAL LEGEND

- PHONE JACK
- WALL OUTLET
- WEATHERPROOF GFCI OUTLET
- 220 VOLT OUTLET
- GFCI OUTLET
- FLOOR OUTLET
- CABLE TELEVISION JACK
- SINGLE POLE SWITCH
- 3-WAY SWITCH
- 4-WAY SWITCH
- BLOCK, MOUNT, & SWITCH FOR FUTURE FAN/LIGHT COMBINATION (CENTER, UNLESS OTHERWISE NOTED)
- CLG. MOUNTED LIGHT FIXT.
- SURFACE MOUNT DISC LIGHT OR RECESSED CEILING LIGHT, PER SPECS.
- WALL MOUNTED LIGHT FIXT.
- DOUBLE SPOTLIGHT FIXT.
- DIRECTIONAL CAN LIGHT
- PIN LIGHT
- WALL SCONCE @ 5'-6" A.F.F.
- FLUORESCENT LIGHT
- UNDER CABINET LIGHTING
- STAIR LIGHT
- HOSE BIB
- SHOWER HEAD
- GAS HOOK UP
- FLOOR DRAIN
- SMOKE DETECTOR
- CO DETECTOR
- SMOKE DETECTOR/ CO DETECTOR COMBINATION
- EXHAUST FAN AND LIGHT COMBINATION
- CLG. MTD. EXHAUST FAN

RESIDENCE FOR:

MARKET

TBD MORVEN PARK DRIVE
CANTERING HILLS

Job Number:	Drawing Date:	Coord Name:	Coord Phone:
CHCO-0006S-00	06/22/21	M. PINGEL-HYATT	859.578.4290

House Name: Drawing Scale: 1/8" = 1'0"

Contract Drawn By: AKS

the Gramercy II + Tribeca II

Series: LIFESTYLE

Plan No.:

Born on Date: 04/21/2020 CDs Drawn By: AKS

Drees HOMES SM

Copyright © 2020, { 2020 } The Drees Company. All Rights Reserved.
211 Grandview Drive, Fort Mitchell, KY 41017
Phone: [859] 578-4200

Sheet Information

4.02

Second Floor Mechanical Plan
Elevation 'A'

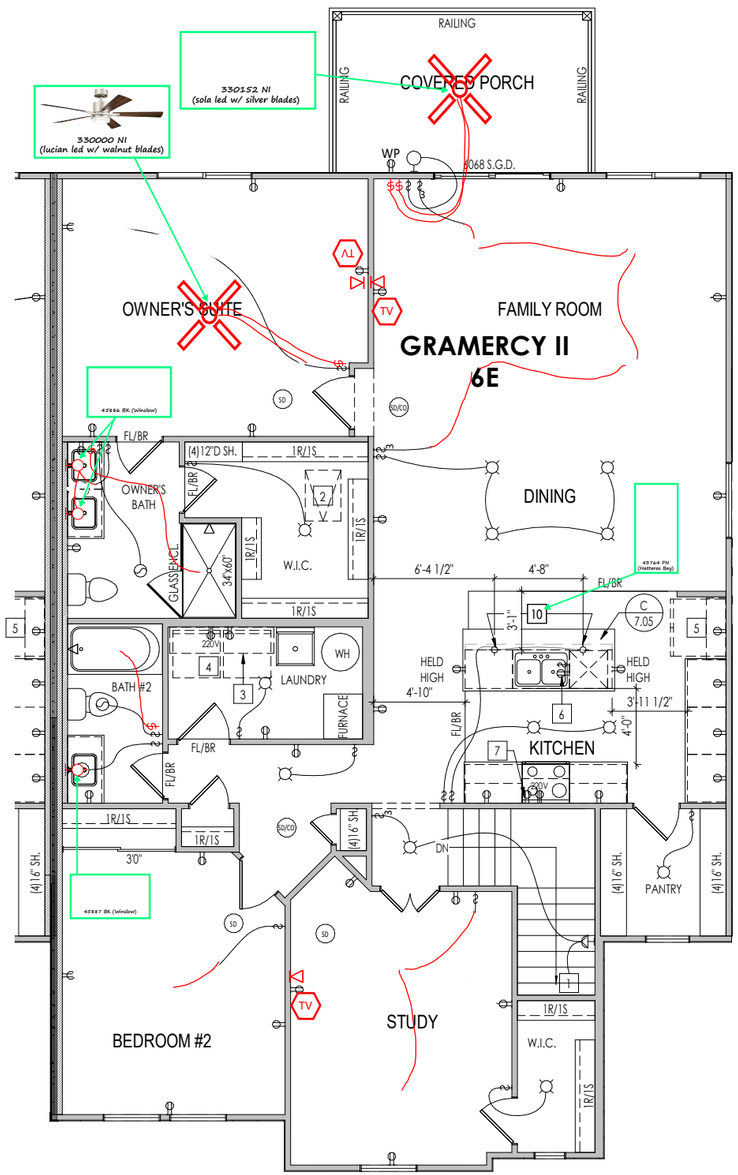

General Notes:

1. REFER TO SHEET 0N.1 FOR GENERAL NOTES.

Key Notes:

1. TO LIGHT / SWITCH BELOW
2. 22-1/2"x32" ATTIC ACCESS
3. 16" SHELF @ 5'7" A.F.F.
4. WASHER TO LEFT OF DRYER
5. ALLOW 3'-3" FOR FINISHED CABINET SPACE
6. OUTLET FOR DISHWASHER + SWITCH FOR DISPOSAL LOCATED IN SINK CABINET
7. OUTLET FOR RANGE HOOD/MICROWAVE HELD HIGH
8.
9.
10.

MECHANICAL LEGEND

- PHONE JACK
- WALL OUTLET
- WEATHERPROOF GFCI OUTLET
- 220 VOLT OUTLET
- GFCI OUTLET
- FLOOR OUTLET
- CABLE TELEVISION JACK
- SINGLE POLE SWITCH
- 3-WAY SWITCH
- 4-WAY SWITCH
- BLOCK, MOUNT, & SWITCH FOR FUTURE FAN/LIGHT COMBINATION (CENTER, UNLESS OTHERWISE NOTED)
- CLG. MOUNTED LIGHT FIXT.
- SURFACE MOUNT DISC LIGHT OR RECESSED CEILING LIGHT, PER SPECS.
- WALL MOUNTED LIGHT FIXT.
- DOUBLE SPOTLIGHT FIXT.
- DIRECTIONAL CAN LIGHT
- PIN LIGHT
- WALL SCONCE @ 5'-6" A.F.F.
- FLUORESCENT LIGHT
- UNDER CABINET LIGHTING
- STAIR LIGHT
- HOSE BIB
- SHOWER HEAD
- GAS HOOK UP
- FLOOR DRAIN
- SMOKE DETECTOR
- CO DETECTOR
- SMOKE DETECTOR/ CO DETECTOR COMBINATION
- EXHAUST FAN AND LIGHT COMBINATION
- CLG. MTD. EXHAUST FAN

RESIDENCE FOR:

MARKET

TBD MORVEN PARK DRIVE
CANTERING HILLS

Job Number:	Drawing Date:	Coord Name:	Coord Phone:
CHCO-0006S-00	06/22/21	M. PINGEL-HYATT	859.578.4290

House Name: Drawing Scale: 1/8" = 1'0"

Contract Drawn By: AKS

the Gramercy II + Tribeca II

Series: LIFESTYLE

Plan No.:

Born on Date: 04/21/2020 CDs Drawn By: AKS

Drees HOMES SM

Copyright © 2020. [2020] The Drees Company. All Rights Reserved.

211 Grandview Drive, Fort Mitchell, KY 41017
Phone: [859] 578-4200

Sheet Information

4.02.1

Second Floor Mechanical Plan

Elevation 'A'

TYPICAL TRIM:
6" FASCIA (ALL SIDES)
8" FRIEZE (FRONT ONLY, UNLESS OTHERWISE NOTED)

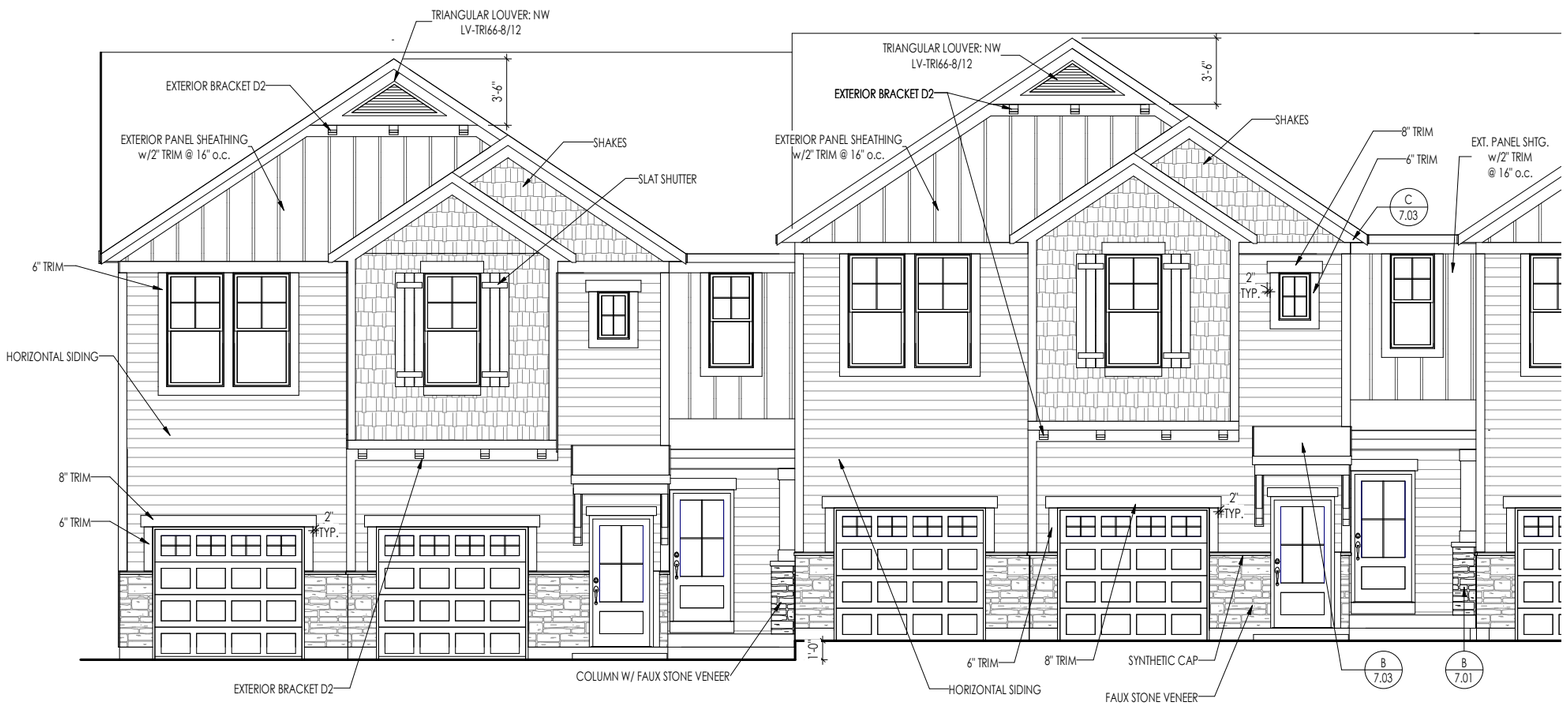

GRAMERCY II - 6A
TRIBECA II - 6B

GRAMERCY II - 6C
TRIBECA II - 6D

General Notes:

1. REFER TO SHEET 0N.1 FOR GENERAL NOTES.
2. ROOFING MATERIAL PER SELECTIONS.
3. CONTACT M&K ENGINEERING FOR HEADER SIZE/BRICK SUPPORT IF GRADE DROPS AND THE AMOUNT OF BRICK OVER GARAGE DOOR SHOWN ON CURRENT ELEVATION IS NO LONGER ACCURATE

Key Notes:

1 --
2 --
3 --
4 --

RESIDENCE FOR:

MARKET

TBD MORVEN PARK DRIVE
CANTERING HILLS

Job Number:	Drawing Date:	Coord Name:	Coord Phone:
CHCO-0006S-00	06/22/21	M. PINGEL-HYATT	859.578.4290

House Name: Drawing Scale: 1/8" = 1'0"

Contract Drawn By: AKS

the Gramercy II + Tribeca II

Series: LIFESTYLE

Plan No.:

Born on Date: 04/21/2020 CDs Drawn By: AKS

Drees HOMES SM

Copyright © 2020, (2020) The Drees Company. All Rights Reserved.
211 Grandview Drive, Fort Mitchell, KY 41017
Phone: [859] 578-4200

Sheet Information

6.01

Front Elevation

Elevation 'A'

TYPICAL TRIM:
6" FASCIA (ALL SIDES)
8" FRIEZE (FRONT ONLY, UNLESS OTHERWISE NOTED)

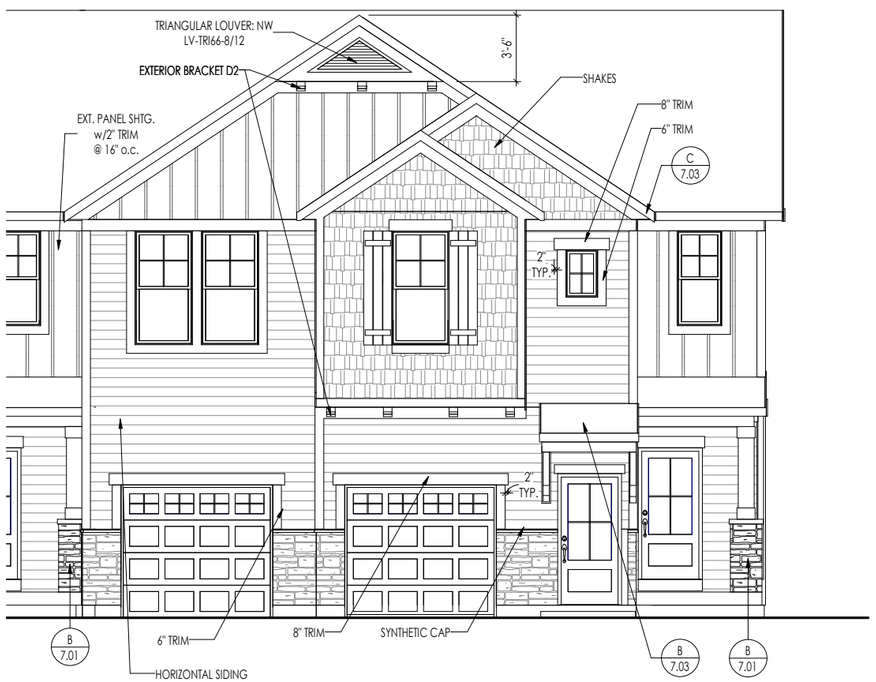

GRAMERCY II - 6E
TRIBECA II - 6F

General Notes:

1. REFER TO SHEET 0N.1 FOR GENERAL NOTES.
2. ROOFING MATERIAL PER SELECTIONS.
3. CONTACT M&K ENGINEERING FOR HEADER SIZE/BRICK SUPPORT IF GRADE DROPS AND THE AMOUNT OF BRICK OVER GARAGE DOOR SHOWN ON CURRENT ELEVATION IS NO LONGER ACCURATE

Key Notes:

1 --
2 --
3 --
4 --

RESIDENCE FOR:

MARKET

TBD MORVEN PARK DRIVE
CANTERING HILLS

Job Number:	Drawing Date:	Coord Name:	Coord Phone:
CHCO-0006S-00	06/22/21	M. PINGEL-HYATT	859.578.4290

House Name: Drawing Scale: 1/8" = 1'0"

Contract Drawn By: AKS

the Gramercy II + Tribeca II

Series: LIFESTYLE

Plan No.:

Born on Date: 04/21/2020 CDs Drawn By: AKS

Drees HOMES SM

Copyright © 2020, (2020) The Drees Company, All Rights Reserved.
211 Grandview Drive, Fort Mitchell, KY 41017
Phone: [859] 578-4200

Sheet Information

6.01.1

Front Elevation

Elevation 'A'